

TUITION & FEE PUBLIC HEARING

AMY SEBRING,
EXECUTIVE VICE PRESIDENT AND
CHIEF OPERATING OFFICER

March 26, 2024





VIRGINIA TECH STRATEGIC PRIORITIES

Virginia Tech Advantage

Embodies our land-grant mission by bridging financial gaps for students, ensuring steady degree progress, and fostering holistic student success

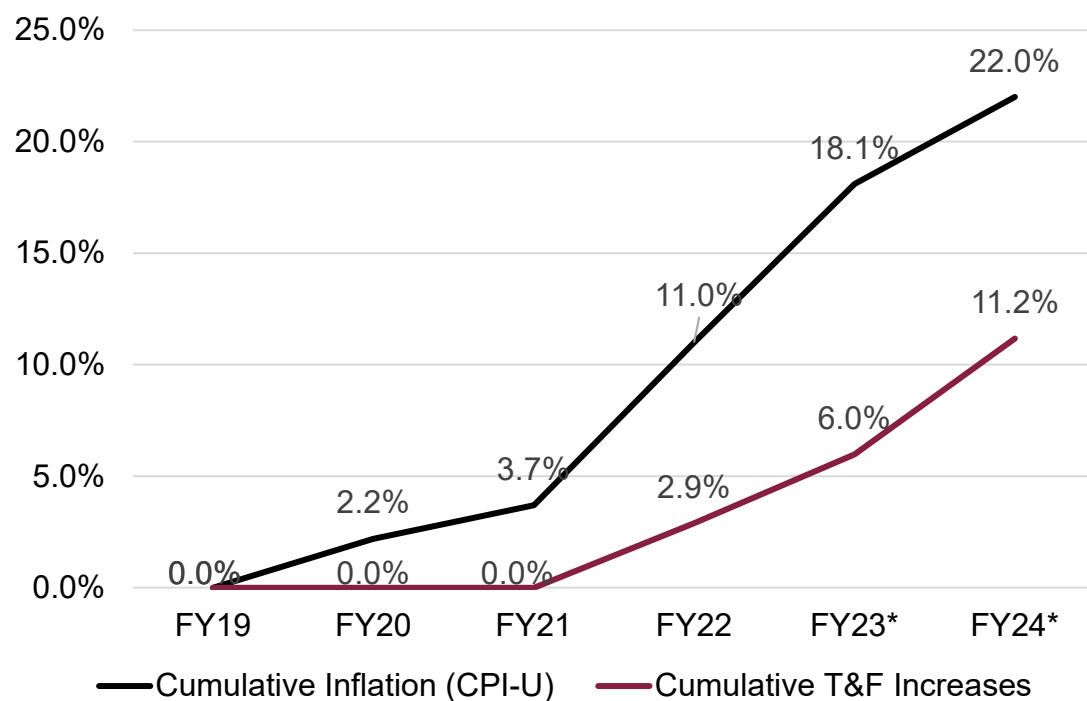
Global Distinction

A commitment to institutional excellence across research, teaching, and engagement that makes the university a destination for the best faculty, students, and partners from the commonwealth, the nation, and the world

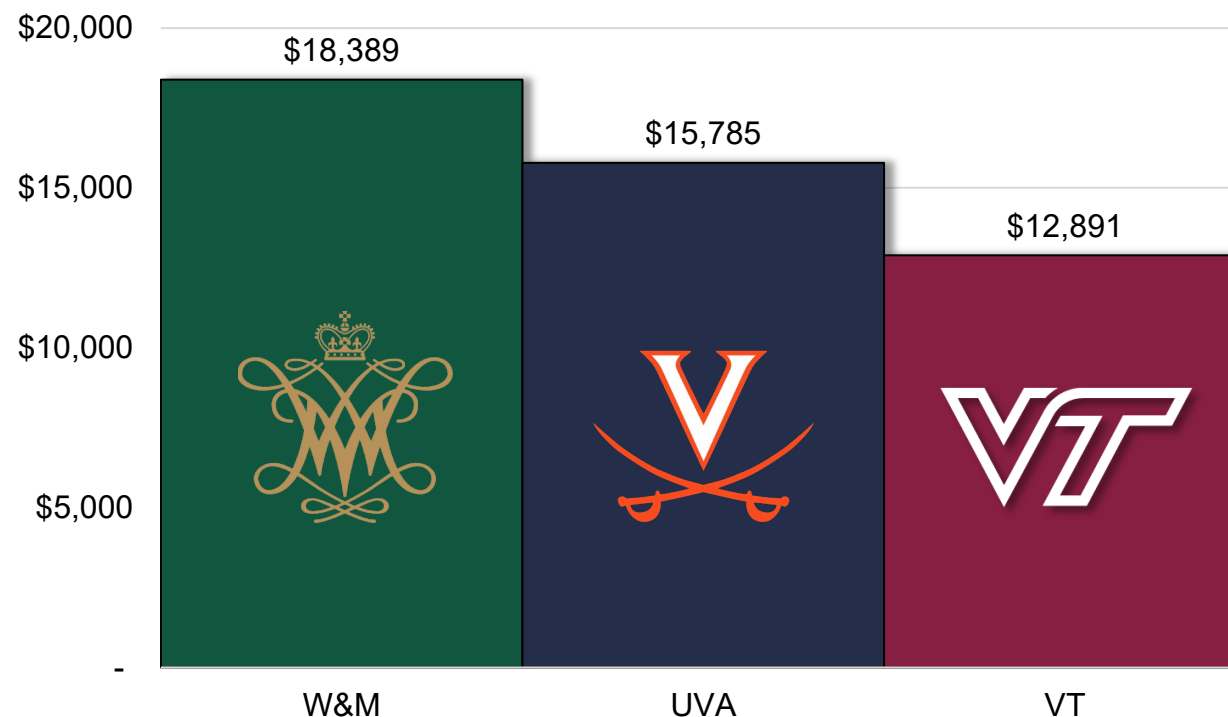
OVER PAST 5 YEARS, TUITION INCREASED AT HALF THE RATE OF INFLATION

- Over the past five years:
 - Consumer Price Index (inflation) has increased **22%**
 - In-State undergraduate tuition has increased just 11%

Virginia Tech In-State Tuition and E&G Fees vs.
Inflation
FY19 - FY24



Virginia Public Four-Year Institutions
FY24 In-State Undergraduate Tuition & E&G Fees



Does not include program fees

* FY23 and FY24 In-state increase offset by one-time tuition mitigation scholarships.

VIRGINIA TECH ADVANTAGE EXPANDS COMMITMENT TO AFFORDABILITY

- Virginia Tech provided \$169 million in undergraduate grants and scholarships in FY23, of which \$71 million was need-based aid.
- Funds for the Future
 - *Offsets tuition and fee increases for continuing undergraduates whose family income is \$100,000 or less, ensuring they do not experience a net price increase over four years*
- Virginia Tech Advantage
 - *At scale, Virginia Tech Advantage will add \$51.5 million annually in need-based gift aid.*
 - *The 10-year fundraising goal of \$500 million*
 - *\$400 million in endowed scholarships,*
 - *\$50 million in current-use scholarships*
 - *\$25 million in endowed funds and another \$25 million in current-use funds to:*
 - *meet basic needs (food insecurity and emergency funds);*
 - *enhance career preparation (paid internships and coops, internship costs, mentoring and advising); and*
 - *offer transformational learning experiences (study abroad, undergraduate research, summer experiences).*
 - *Private funds will leverage institutional and governmental support.*

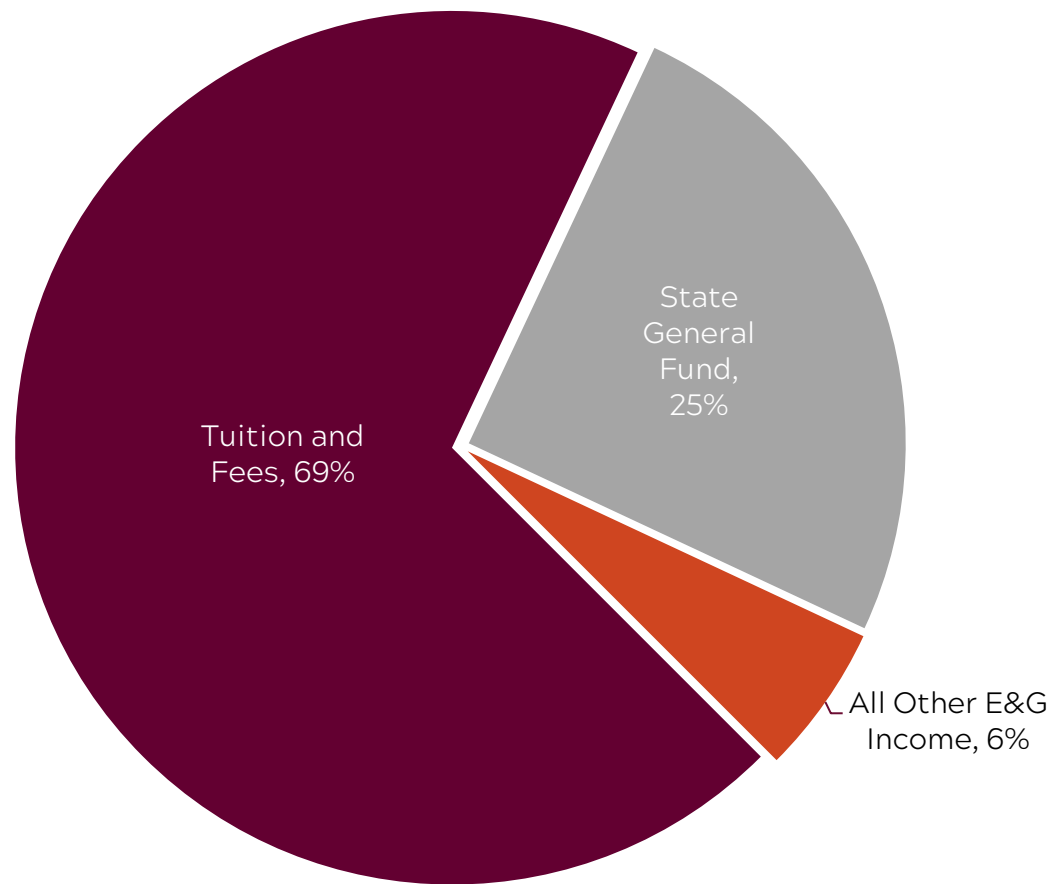
STUDENT SUCCESS IS KEY TO RETURN ON INVESTMENT

- Strong Graduation Rate
 - 4-year: 69%
 - 6-year: 86%
- Average time-to-degree = 3.9 years
 - Shorter completion time lowers student cost
 - Seven of eight colleges below 4.0 years
- \$66,560 - Median starting salary of 2022 graduates

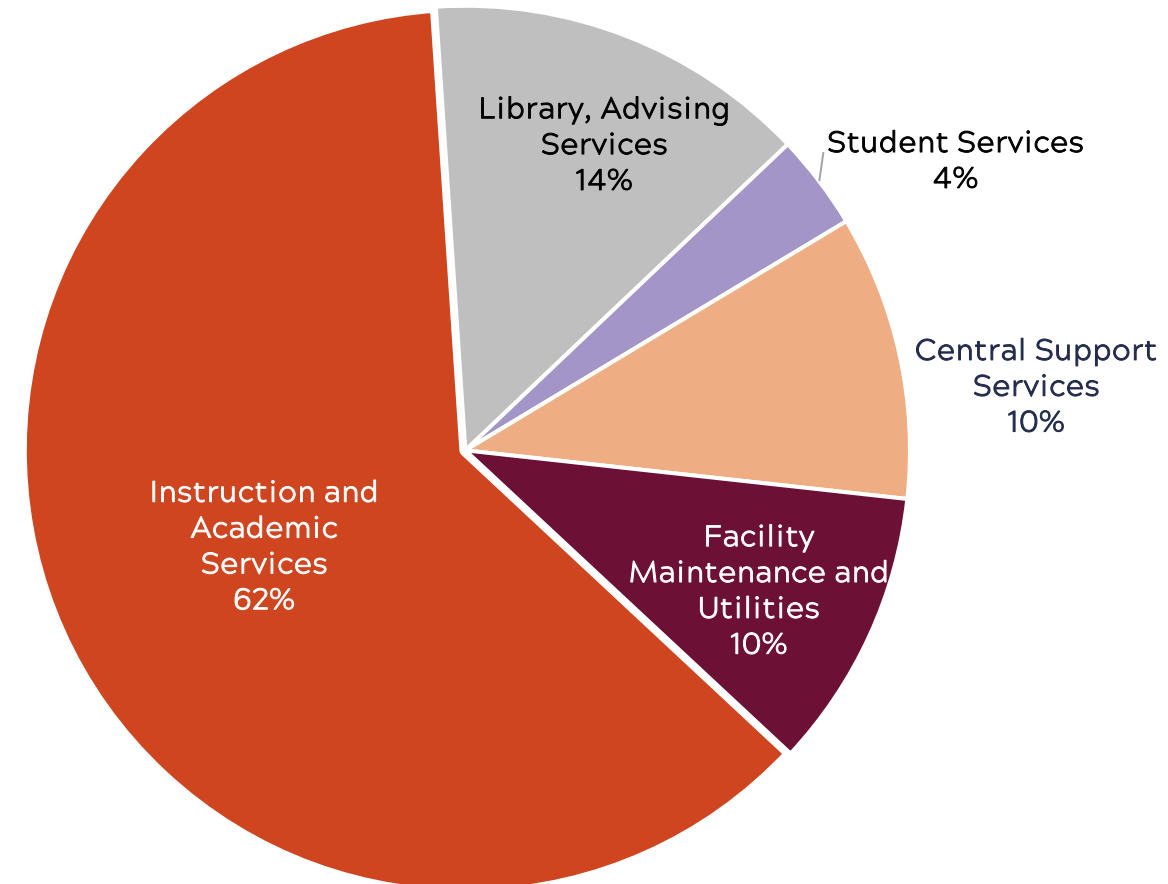
TUITION DRIVES OUR ABILITY TO DELIVER EDUCATIONAL PROGRAMS

Educational & General Budget

Revenue (sources)

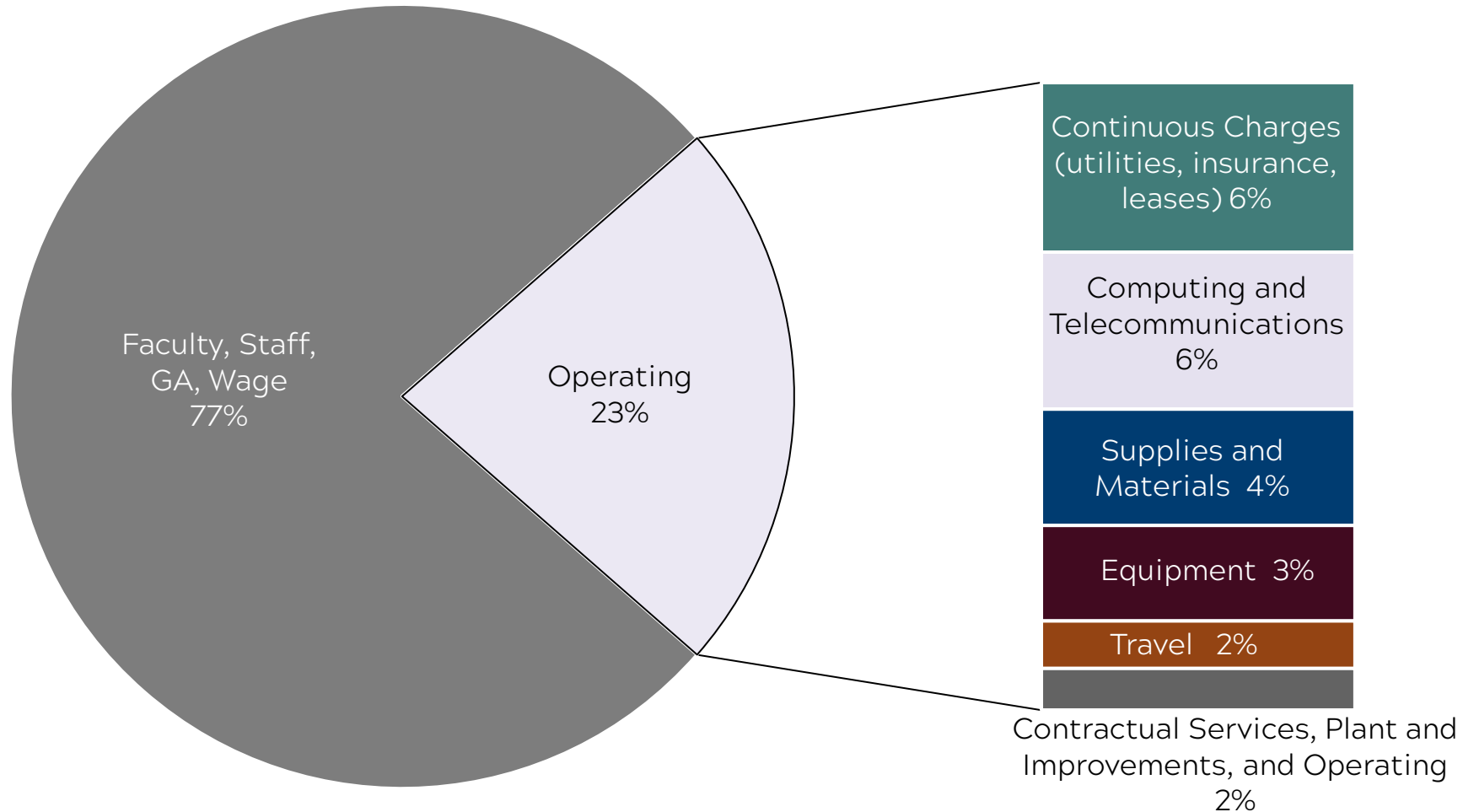


Expenditure by Function (uses)



HIGHER EDUCATION IS PEOPLE INTENSIVE

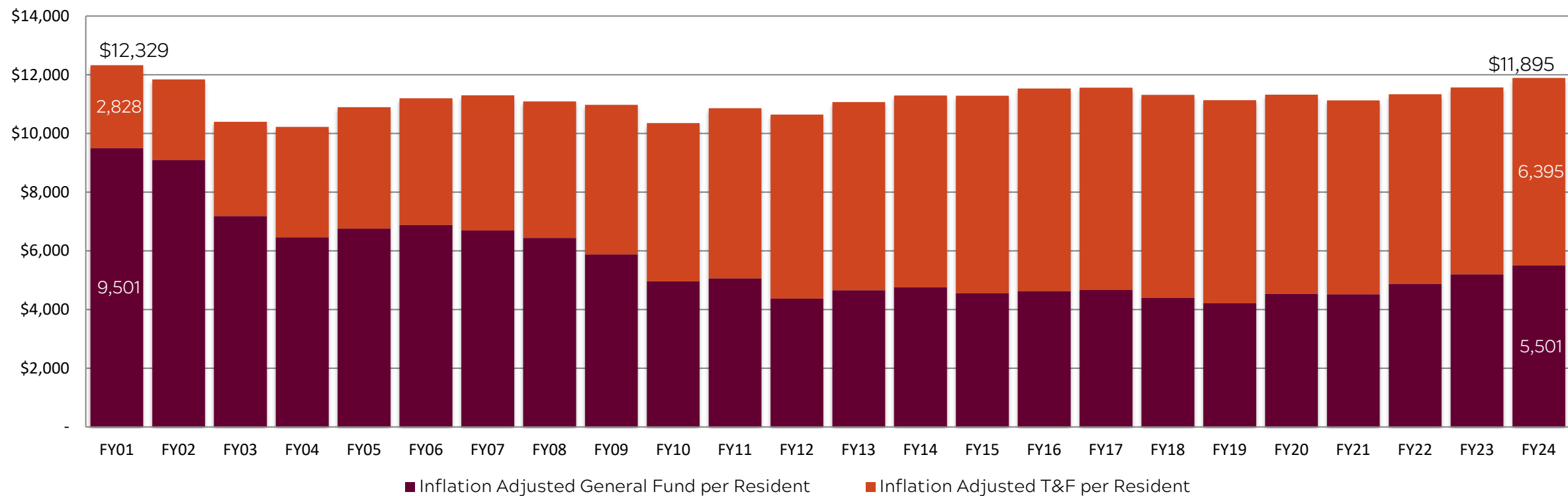
Personnel account for 77% of E&G cost



STATE IS A CRITICAL PARTNER

- The Commonwealth subsidizes the cost of Virginia resident undergraduate education
- State support has evolved over time, shifting the burden to students/families
- Despite recent state investments, adjusted for inflation, the university receives \$4,000 less state support per resident student than in 2000

General Fund and Tuition and E&G Fees per In-State Undergraduate
HEPI Inflation Adjusted to 2000

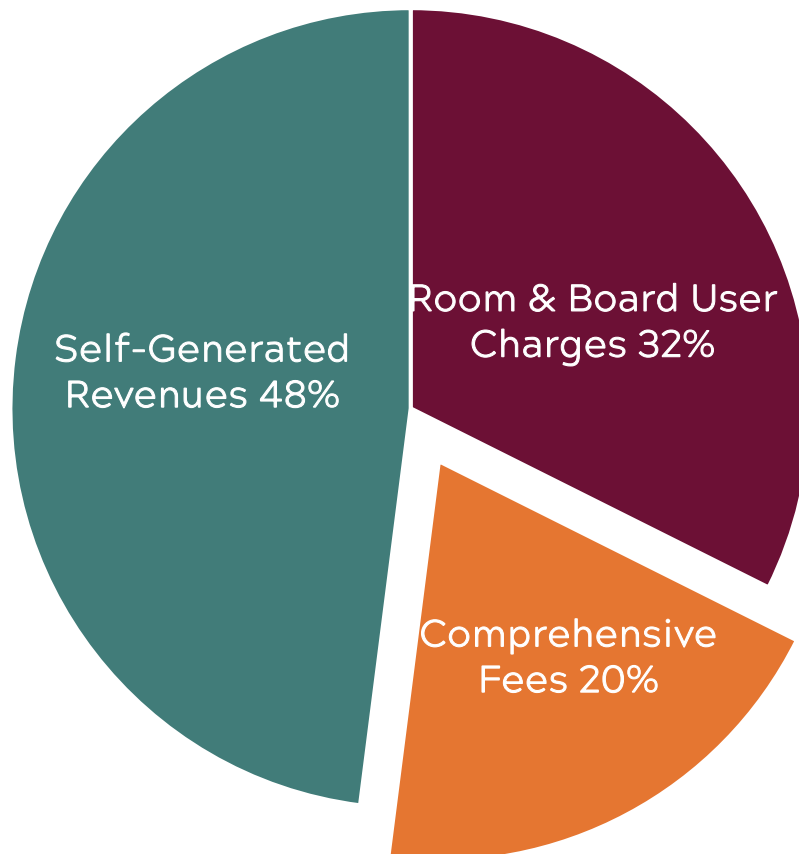


FACTORS IN SETTING TUITION

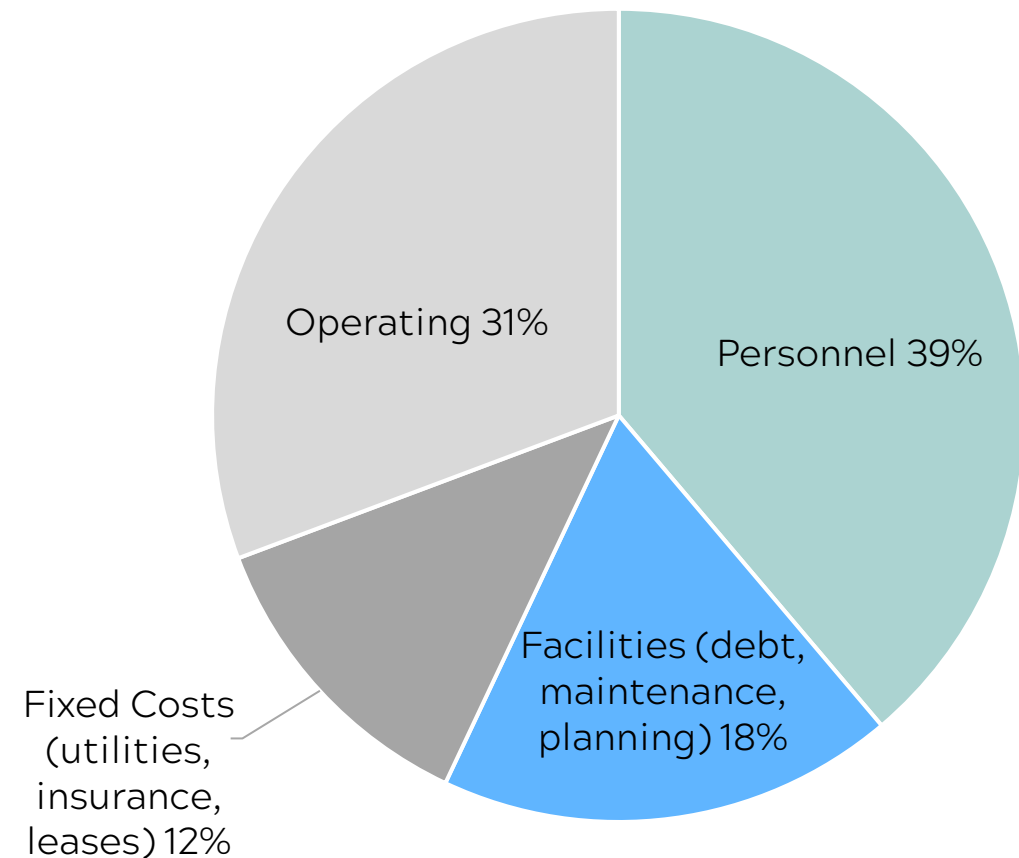
- Compensation (State requires the university to cover 62% of the cost of state-mandated compensation programs for E&G programs)
 - 77% of E&G expenses are personnel
 - Faculty, staff, graduate assistants, and wage employees
 - Competition for talent is increasing, raising labor costs
- State mandated costs including health care, retirement, and codified waivers
- Level of state support
- Unavoidable inflationary costs including utilities, insurance, leases, facility maintenance, and subscriptions
- Maintenance of academic quality
- Internal strategic reinvestments and efficiency gains

COMPREHENSIVE FEE IS AN IMPORTANT SOURCE OF AUXILIARY ENTERPRISE FUNDING

Revenue (sources)



Expenditures (uses)



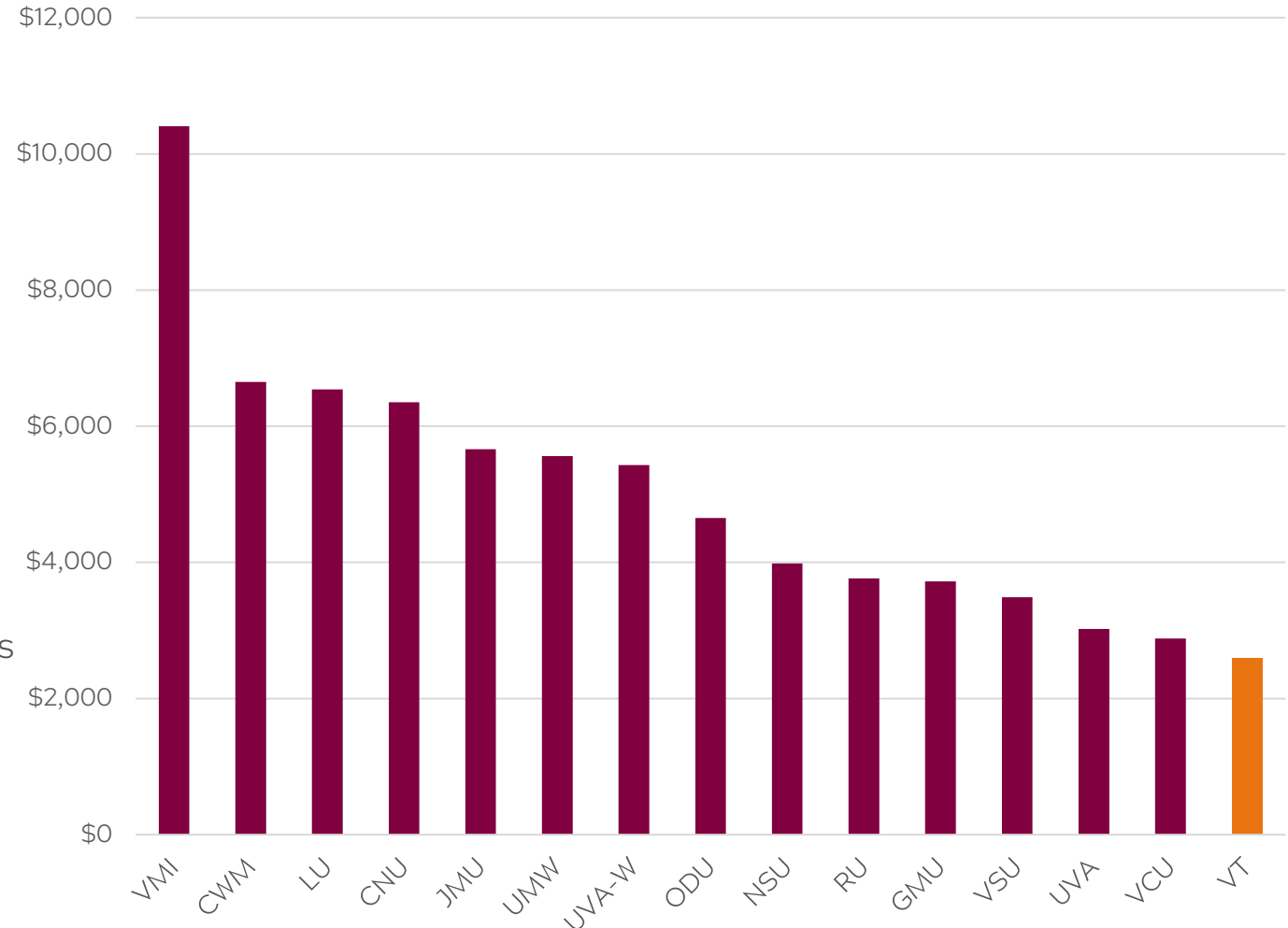
AUXILIARY PROGRAMS PROVIDE KEY SUPPORT SERVICES

VT has the lowest Comprehensive Fee of Virginia's public four-year institutions.

The Comprehensive Fee supports:

- **Student Health**
 - Student health & counseling services
- **Student Activities**
 - Student activities, centers, & organizations
- **Student Services**
 - Transportation programs
 - Wireless service
- **Athletics**
 - Intercollegiate athletics
- **Recreational Sports**
 - Recreational programs, sports clubs, & facilities

Factors influencing fee development include state compensation and benefits, inflationary costs, health and counseling, transit operations, and facility maintenance.



Ranges for 2024-25 Tuition and Fee Increases

	2024-25
Virginia Undergraduate Tuition	0.0% - 3.0%
Nonresident Undergraduate Tuition	0.0% - 3.0%
Virginia Graduate Tuition	0.0% - 3.0%
Nonresident Graduate Tuition	0.0% - 3.0%
Comprehensive Fee	0.0% - 4.0%

VIRGINIA TECH: VALUE AND QUALITY

Attachment B

Top 20

Best Public Schools - *U.S. News & World Report*

Top 10

Return on Investment among public research universities - 2022
Georgetown University Center on Education and the Workforce Study

Top 40

Best National Universities - *Washington Monthly*

Top 50

Best National Universities - *U.S. News & World Report*

- Written comments will continue to be accepted through April 1
- All comments will be made available to the Board of Visitors prior to consideration of undergraduate and graduate tuition and fees

PUBLIC COMMENT